


“G35 AIR FILTER REPLACEMENT” BY Q451990 & ELWESSO


I actually looked in the FSM and owner's manual and couldn't find this so I went to the garage and here's what I found...

Remove the clips on the duct by prying the centers out with a small screw driver.




Unsnap the four retainer clips





Remove the 10MM bolt that holds the back side of the air box to the body.



Then you can push the back side of the box backward and the front side forward to remove the filter. It's tight but it can be done.

This one makes me happy.

