



A - ENGINE/VIN ID

1990 Nissan 240SX

1990 ENGINE PERFORMANCE Introduction

Nissan; Axxess, Maxima, Pathfinder, Pickup,
Pulsar NX, Sentra, Stanza, Van, 240SX, 300ZX

1990 MODEL COVERAGE TABLE

MODEL	BODY CODE	ENGINE (1)	ENGINE ID	FUEL SYSTEM	IGNITION SYSTEM
Axxess	M	2.4L (KA24E)	H	SFI	Optical (2)
Maxima	J	3.0L V6 (VG30E)	H	SFI	Optical (2)
Pathfinder & Pickup	D	2.4L (KA24E)	S	SFI	Optical (2)
	D	3.0L V6 (VG30E)	H	SFI	Optical (2)
Pulsa NX	N	1.6L (GA16i)	G	TBI	Optical (2)
Sentra	B	1.6L (GA16i)	G	TBI	Optical (2)
Stanza	U	2.4L (KA24E)	F	SFI	Optical (2)
Van	C	2.4L (Z24i)	S	TBI	Optical (2)
240SX	S	2.4L (KA24E)	H	SFI	Optical (2)
300ZX	Z	3.0L V6 (VG30DE)	R	SFI	Optical (2)

- (1) - Engine code is located on left side (4-Cyl.) or right side (V6) of cylinder block, at cylinder head mating surface.
- (2) - Timing is controlled by Electronic Control Unit (ECU).
- (3) - System utilizes a detonation (knock) sensor for ignition detonation input to EU.

VIN ID

(VIN) J N 1 H M 1 5 P 9 L X 1 2 3 4 5 6
 1 2 3 4 5 6 7 8 9 10 11 12 13 14 15 16 17

- 1 - Indicates Nation of Origin.
- 2 - Indicates Manufacturer.
- 3 - Indicates Type of Vehicle.
- 4 - Indicates Engine Type.
- 5 - Indicates Vehicle line.
- 6 - Indicates Model Change.
- 7 - Indicates Body Type.
- 8 - Indicates Restraint System.
- 9 - Indicates Check Digit.
- 10 - Indicates Model Year. (1)
- 11 - Indicates Assembly Plant.
- 12 thru 17 - Vehicle Serial Number.

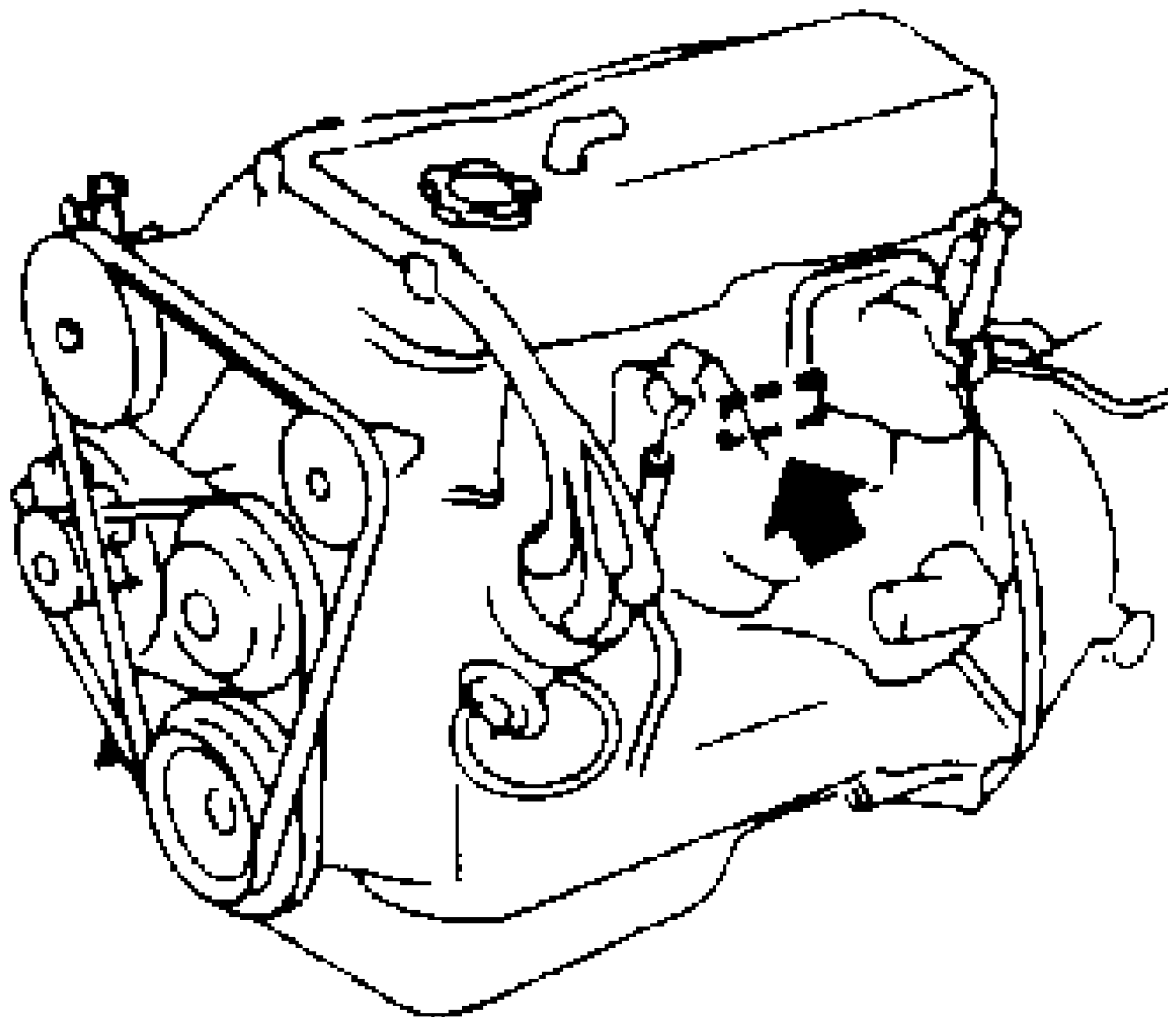
- (1) - If identification of year model seems to conflict with available systems application, verify year model with manufacturer, using build date code stamped on door jamb.

MODEL YEAR VIN CODE APPLICATION

VIN Code	Model Year
J	1988
K	1989
L	1990

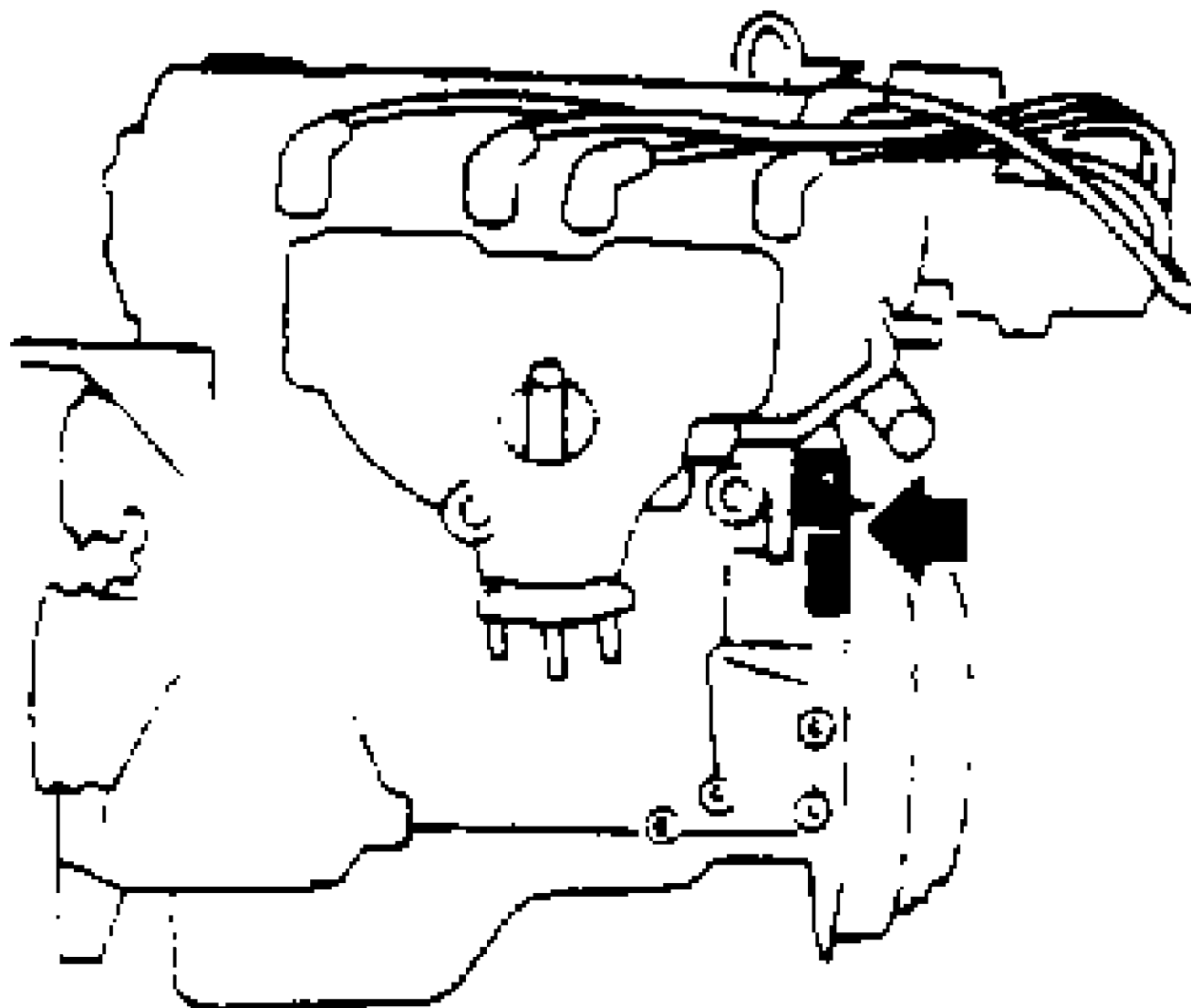


ENGINE CODE LOCATION



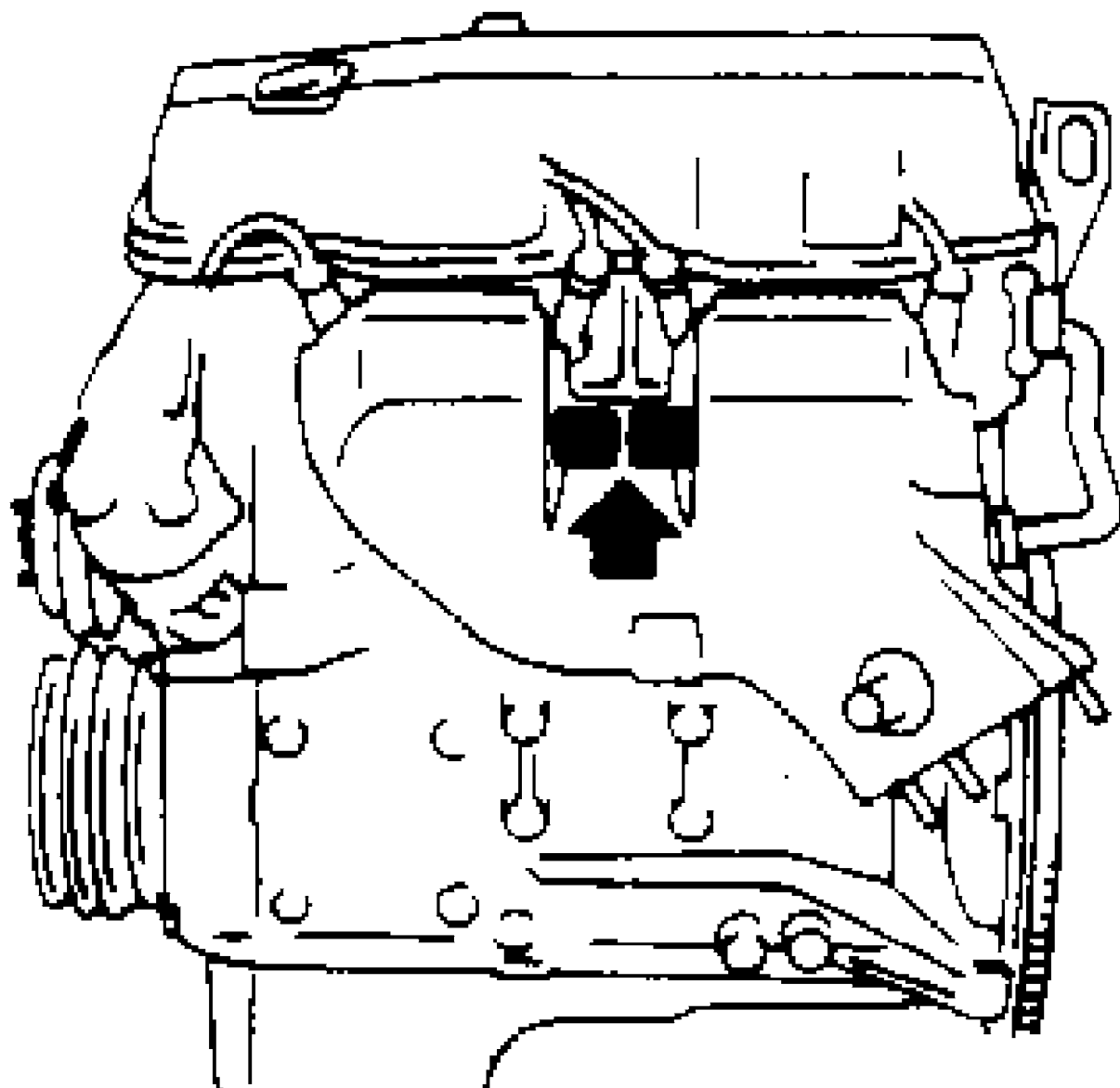
2.4L (Z24i) 4-CYLINDER

Fig. 1: 2.4L (Z24i) 4-Cyl Engine Code Location
Courtesy of Nissan Motor Co., U.S.A.



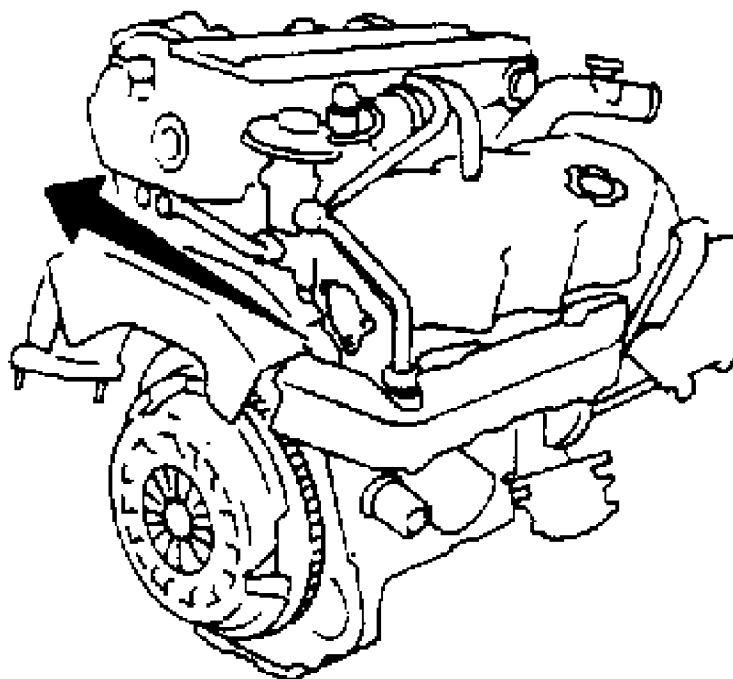
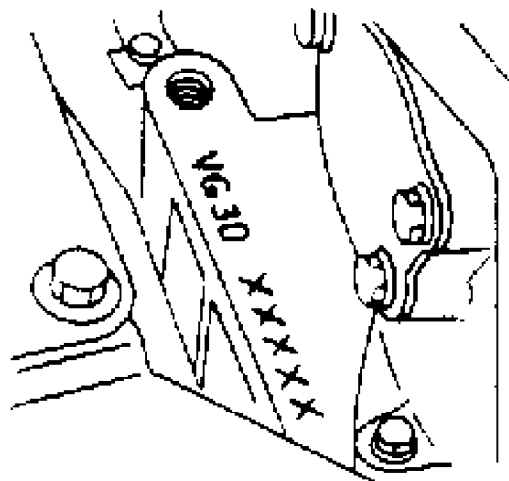
1.6L (GA16i) 4-CYLINDER

Fig. 2: 1.6L (GA16i) 4-Cyl Engine Code Location
Courtesy of Nissan Motor Co., U.S.A.



2.4L (KA24E) 4-CYLINDER

Fig. 3: 2.4L (KA24E) 4-Cyl Engine Code Location
Courtesy of Nissan Motor Co., U.S.A.



3.0L (VG30DE & VG30E) V6

Fig. 4: 3.0L (VG30DE & VG30E) 4-Cyl Engine Code Location
Courtesy of Nissan Motor Co., U.S.A.