

## A - ENGINE/VIN ID

### 1990 Nissan 240SX

#### 1990 ENGINE PERFORMANCE Introduction

Nissan; Axxess, Maxima, Pathfinder, Pickup,  
Pulsar NX, Sentra, Stanza, Van, 240SX, 300ZX

#### 1990 MODEL COVERAGE TABLE

MODEL	BODY CODE	ENGINE (1)	ENGINE ID	FUEL SYSTEM	IGNITION SYSTEM
Axxess	M	2.4L (KA24E)	H	SFI	Optical(2)
Maxima	J	3.0L V6 (VG30E)	H	SFI	Optical(2)
Pathfinder & Pickup	D	2.4L (KA24E)	S	SFI	Optical(2)
	D	3.0L V6 (VG30E)	H	SFI	Optical(2)
Pulsa NX	N	1.6L (GA16i)	G	TBI	Optical(2)
Sentra	B	1.6L (GA16i)	G	TBI	Optical(2)
Stanza	U	2.4L (KA24E)	F	SFI	Optical(2)
Van	C	2.4L (Z24i)	S	TBI	Optical(2)
240SX	S	2.4L (KA24E)	H	SFI	Optical(2)
300ZX	Z	3.0L V6 (VG30DE)	R	SFI	Optical(2)

(1) - Engine code is located on left side (4-Cyl.) or right side (V6) of cylinder block, at cylinder head mating surface.

(2) - Timing is controlled by Electronic Control Unit (ECU).

(3) - System utilizes a detonation (knock) sensor for ignition detonation input to EU.

#### VIN ID

(VIN)      J N 1 H M 1 5 P 9 L X 1 2 3 4 5 6  
            1 2 3 4 5 6 7 8 9 10 11 12 13 14 15 16 17

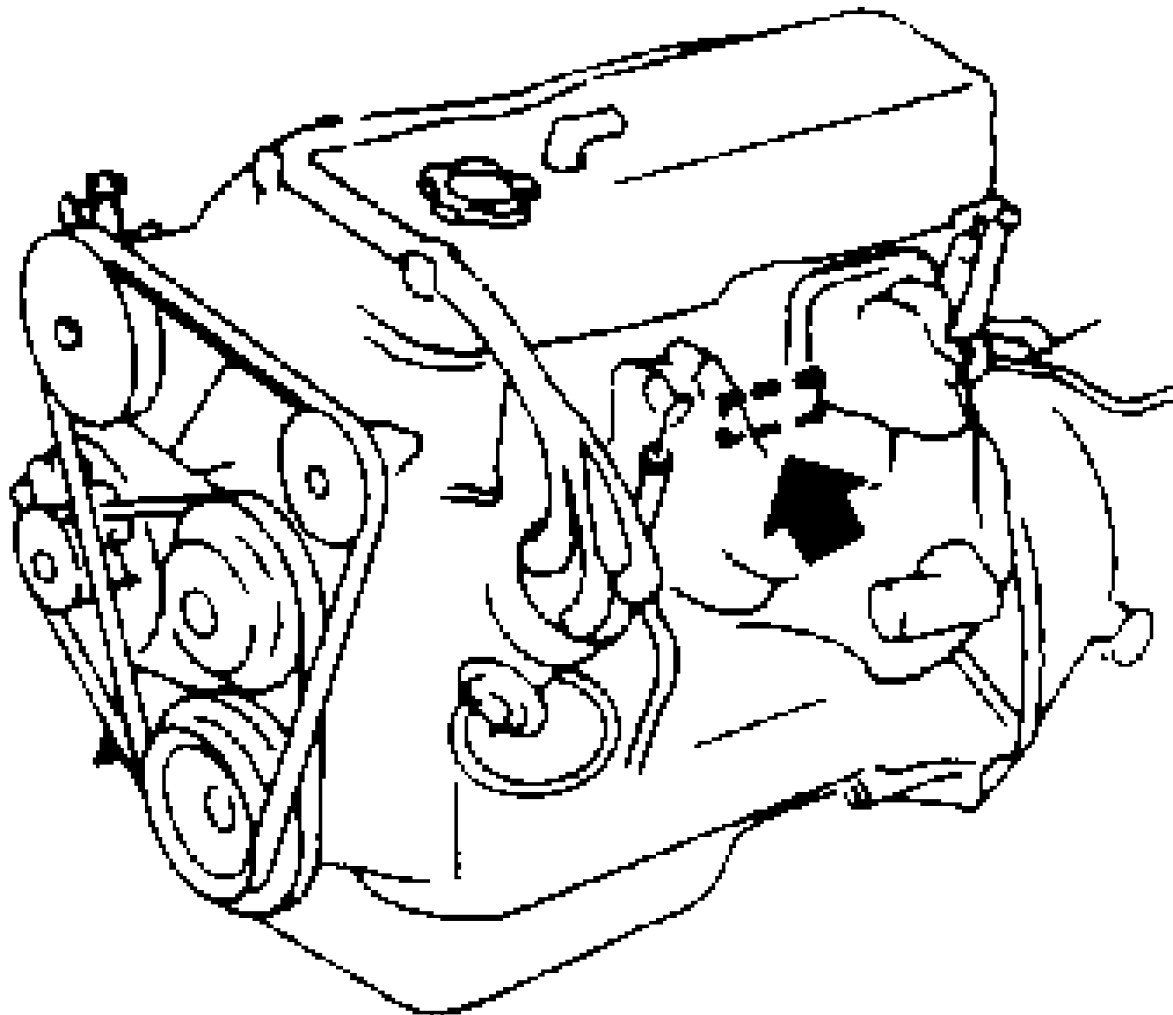
- 1 - Indicates Nation of Origin.
- 2 - Indicates Manufacturer.
- 3 - Indicates Type of Vehicle.
- 4 - Indicates Engine Type.
- 5 - Indicates Vehicle line.
- 6 - Indicates Model Change.
- 7 - Indicates Body Type.
- 8 - Indicates Restraint System.
- 9 - Indicates Check Digit.
- 10 - Indicates Model Year. (1)
- 11 - Indicates Assembly Plant.
- 12 thru 17 - Vehicle Serial Number.

(1) - If identification of year model seems to conflict with available systems application, verify year model with manufacturer, using build date code stamped on door jamb.

#### MODEL YEAR VIN CODE APPLICATION

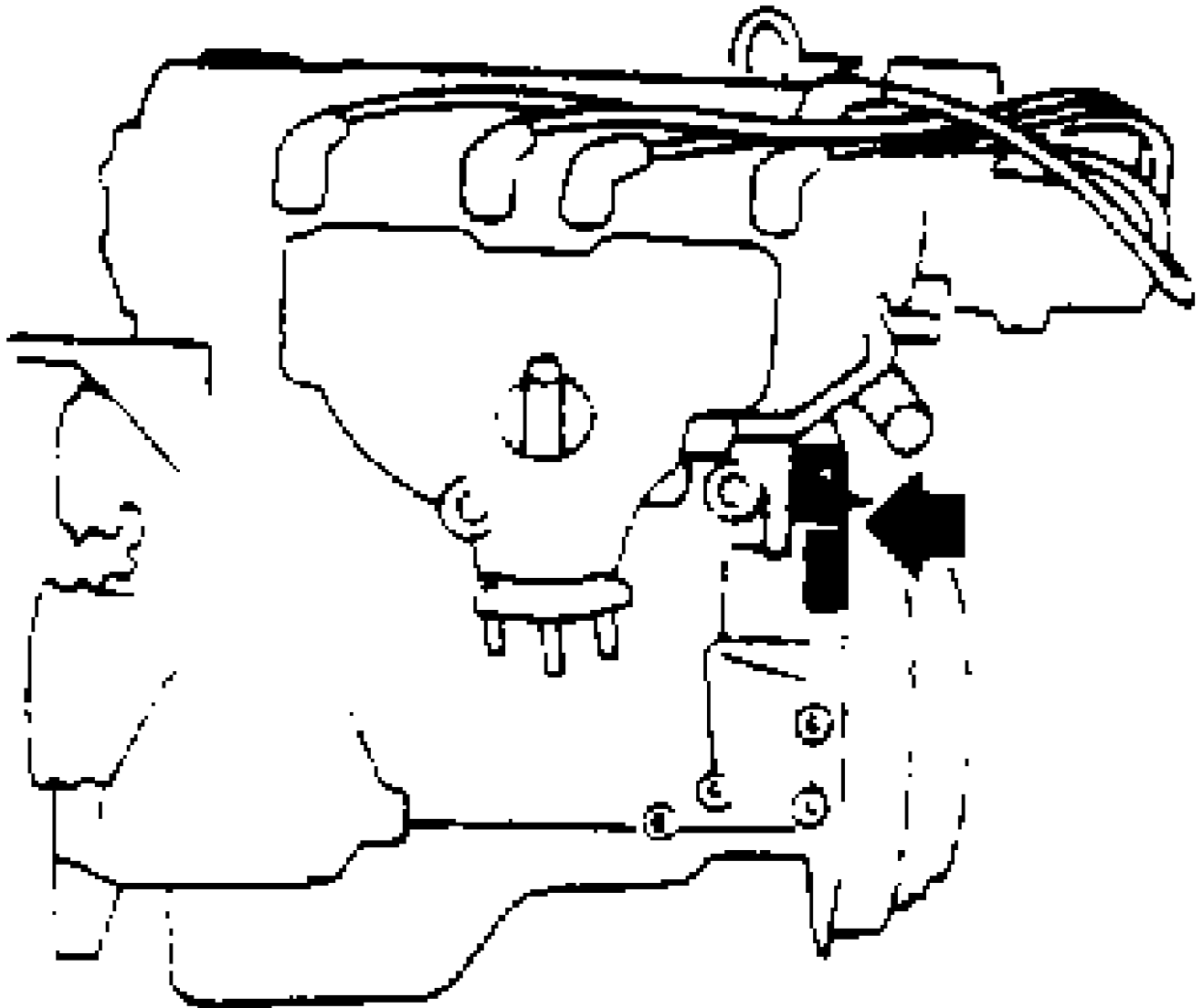
VIN Code	Model Year
J .....	1988
K .....	1989
L .....	1990

**ENGINE CODE LOCATION**



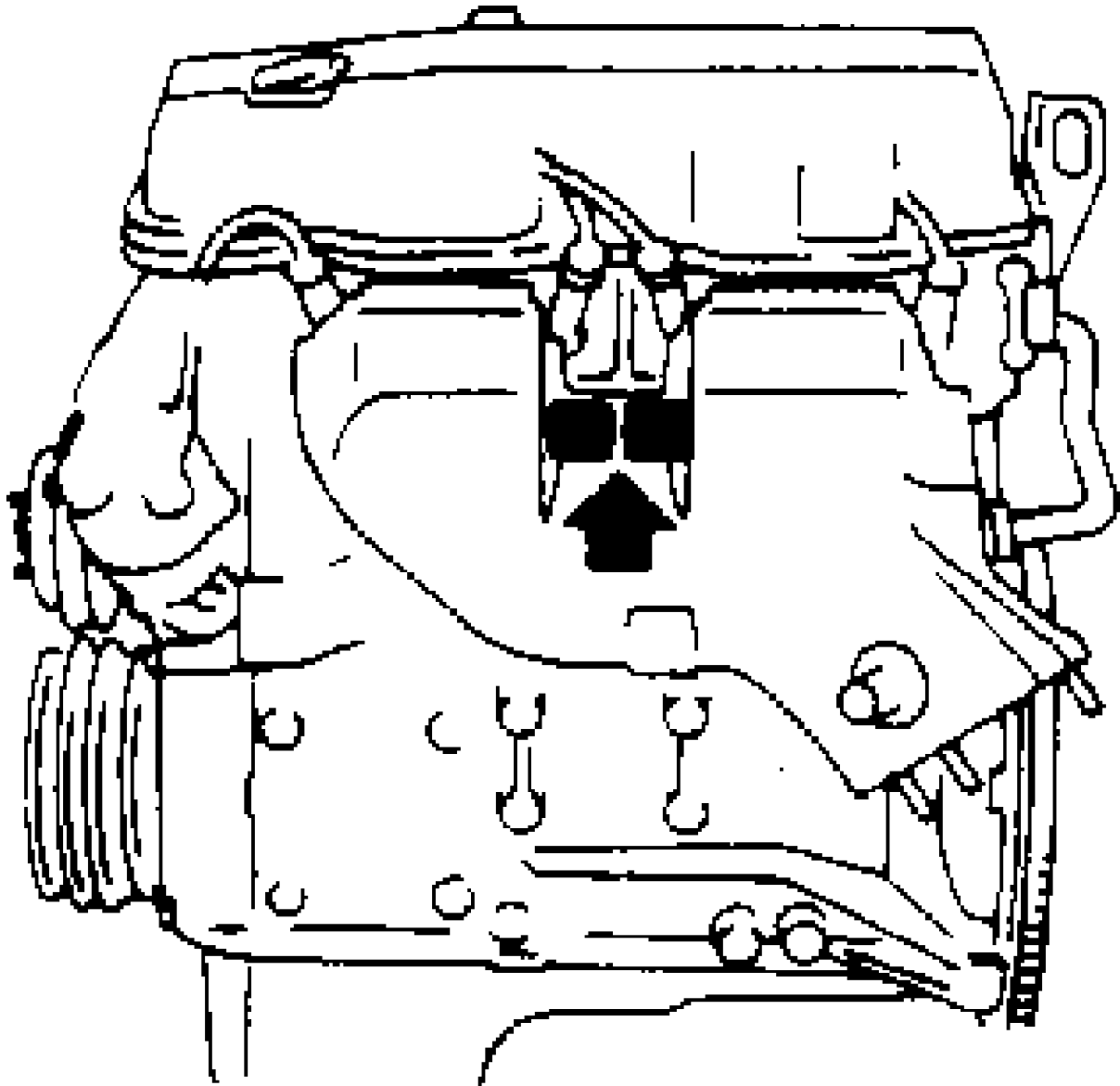
**2.4L (Z24i) 4-CYLINDER**

Fig. 1: 2.4L (Z24i) 4-Cyl Engine Code Location  
Courtesy of Nissan Motor Co., U.S.A.




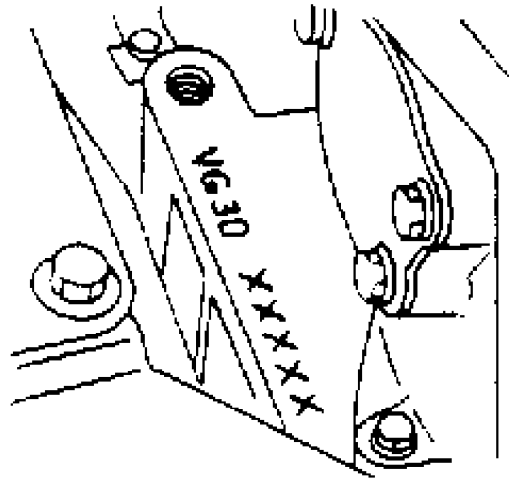
## **1.6L (GA16i) 4-CYLINDER**

Fig. 2: 1.6L (GA16i) 4-Cyl Engine Code Location  
Courtesy of Nissan Motor Co., U.S.A.



## **2.4L (KA24E) 4-CYLINDER**

Fig. 3: 2.4L (KA24E) 4-Cyl Engine Code Location  
Courtesy of Nissan Motor Co., U.S.A.



## 3.0L (VG30DE & VG30E) V6

Fig. 4: 3.0L (VG30DE & VG30E) 4-Cyl Engine Code Location  
Courtesy of Nissan Motor Co., U.S.A.