



RECALL CAMPAIGN BULLETIN

Reference:

NTB09-001

Date:

January 24, 2009

VOLUNTARY RECALL CAMPAIGN 2005 – 2009 FRONTIER, XTERRA, PATHFINDER, FRONT AIR BAG CRASH ZONE SENSOR

CAMPAIGN ID #: R0807

NHTSA #: 08V-690

APPLIED VEHICLES: 2005 – 2009 Pathfinder (R51)

2005 – 2009 Xterra (N50)

2005 – 2009 Frontier (D40)

Check Service Comm to confirm campaign eligibility.

INTRODUCTION

Nissan is conducting a voluntary safety recall on certain model year 2005 – 2009 Frontier, Xterra, and Pathfinder vehicles that are in dealer inventory and are currently registered in States that regularly use road salt in the winter (“Salt States”). In those Salt States, a mixture of snow/water and salt can enter into the front crash zone sensor (“CZS”) housing during continuous driving on roads with a heavy concentration of road salt. If this occurs, the CZS may internally rust resulting in a signal interruption. If this happens, the red air bag warning light will illuminate to alert the vehicle operator. This issue could result in the non-deployment of the driver and passenger front air bags in a crash. Owners of these vehicles will be requested by mail to take their vehicle to a Nissan dealer for replacement of the front CZS with a countermeasure sensor.

Eligible Vehicles

Certain 2005-2009 Pathfinder, Xterra, and Frontier vehicles in dealer inventory and vehicles registered in Maine, New Hampshire, Vermont, Massachusetts, Rhode Island, Connecticut, New York, New Jersey, Pennsylvania, Delaware, Maryland, West Virginia, Ohio, Indiana, Michigan, Illinois, Wisconsin, Minnesota, Iowa, and Missouri and the District of Columbia at the time the campaign is launched are eligible for replacement of the CZS pursuant to this campaign. Check Service Comm to confirm campaign eligibility.

Vehicles registered in the other States at the time the campaign is launched are not eligible. The CZS warranty on these non-Salt State vehicles will be extended for corrosion related issues. Owners will be notified of the warranty extension by mail and receive a sticker to place in their warranty booklet explaining the extended warranty coverage.

Mail notification to owners of affected vehicles begins on January 26, 2009.

IDENTIFICATION NUMBER

Nissan has assigned identification number R0807 to this campaign. This number must appear on all communications and documentation of any nature dealing with this campaign.

DEALER RESPONSIBILITY

It is the dealer's responsibility to check Service Comm for the campaign status on each vehicle falling within the range of this voluntary safety recall which for any reason enters the service department. This includes vehicles purchased from private parties or presented by transient (tourist) owners and vehicles in a dealer's inventory. **Federal law requires that new vehicles in dealer inventory which are the subject of a safety recall must be corrected prior to sale. Failure to do so can result in civil penalties by the National Highway Traffic Safety Administration.** While federal law applies only to new vehicles, Nissan strongly encourages dealers to correct any used vehicles in their inventory before they are retailed.

SERVICE PROCEDURE

1. Set the parking brake.
2. Connect C-III to the vehicle.
3. Use C-III to check for Air Bag DTCs.
 - a. Navigate C-III to Air Bag Direct Diagnostic Mode.
 - b. **Make sure to check both SELF DIAG RESULTS and SELF-DIAG [PAST].**
 - SELF-DIAG [PAST] is under Special function.

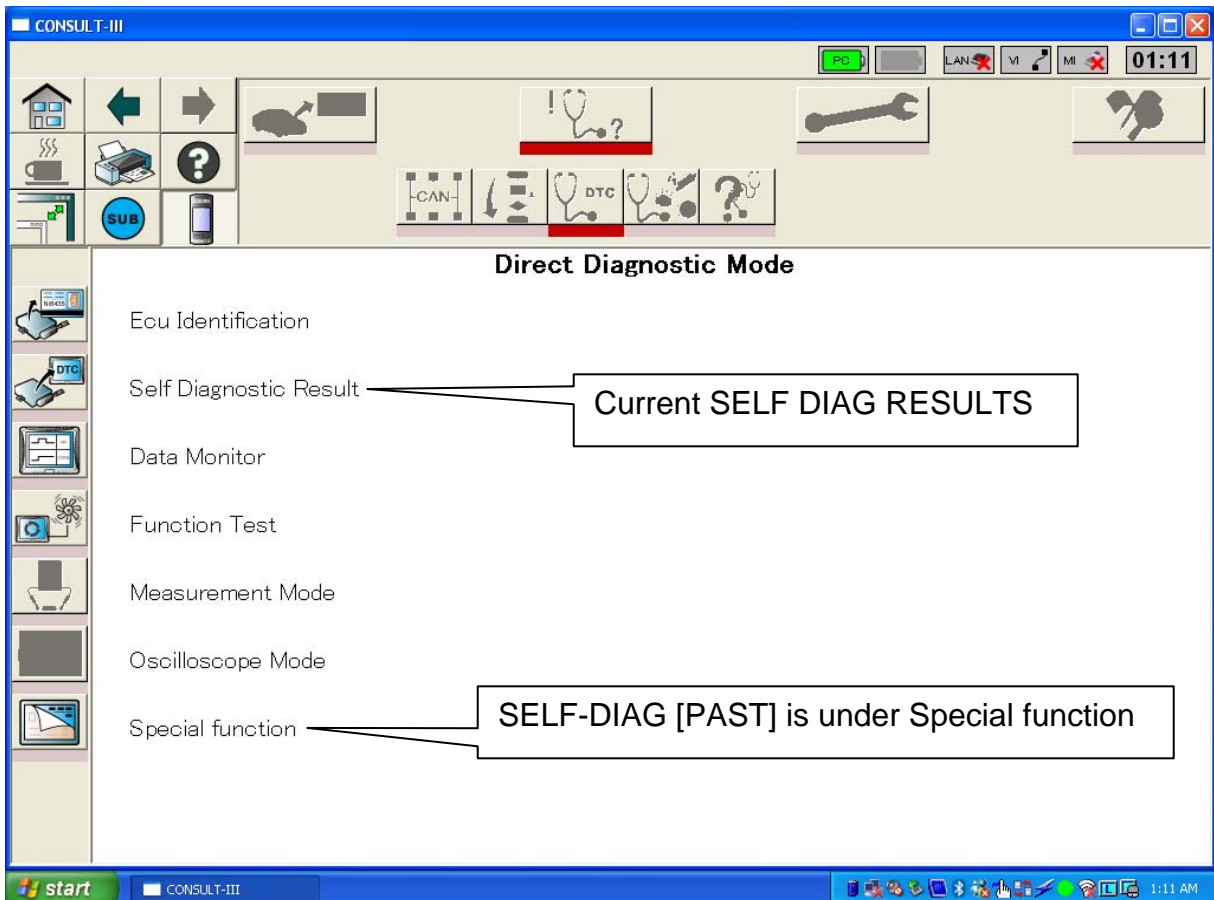


Figure 1

- If there are any DTCs stored for AIR BAG other than B1033, B1034 and/or B1035, perform repairs as needed, and then erase DTC before continuing with this procedure.
- Diagnosis and repair for DTCs other than B1033, B1034, and/or B1035 is not covered by this bulletin.

NOTE: All DTCs (except B1033, B1034, and B1035) must be repaired and erased before continuing with this procedure.

4. Disconnect C-III from the vehicle.
5. Start the engine and let it idle for about 5 seconds.
6. Turn the ignition OFF.
7. **WARNING:** Prep the vehicle for Crash Zone Sensor replacement as follows:

The following are **VERY IMPORTANT** to prevent unexpected air bag deployment.

- **Remove the ignition key / Intelligent Key from the cabin of the vehicle and set aside, away from the vehicle (this will prevent accidentally turning the ignition ON).**
- **Make sure the ignition remains OFF until after the new sensor is completely installed.**
- **Make sure no one is in the vehicle cabin and no one enters the vehicle cabin until after the sensor is completely installed.**
- **Wait for all control units to “power down” (at least 1 minute) before continuing.**

8. Locate the Crash Zone Sensor (see Figure 2).




Figure2

9. Remove the 2 Crash Zone Sensor nuts shown in Figure 3.

- Discard these nuts. They will not be reused.

10. Remove the Crash Zone Sensor Cover.




Figure 3

11. Disconnect the electrical connector shown in Figure 4.




Figure 4

12. Remove the old Crash Zone Sensor.

13. Install the new Crash Zone Sensor in reverse order.

- Reuse the original cover.
- Make sure to use the new nuts included with the new sensor.
- Torque nuts to 10.8 N.m (1.1 kg-m, **96 in-lb**).

14. If DTC B1033, B1034, or B1035 was stored in the Air Bag control unit, use C-III to erase the codes:

- **Make sure to erase DTCs in** current SELF DIAG RESULTS, and, under Special function, SELF-DIAG [PAST].

15. Check the Air Bag warning light as follows:

- Sit in the driver seat and watch the air bag warning light as you turn the ignition ON (see Figure 5).
- The air bag warning light should turn ON for 5 – 7 seconds, and then go OFF.
- If the air bag warning light does not turn ON at all, does not turn OFF, or blinks, refer to the Service Manual for diagnosis and repair.
 - Diagnosis and repair beyond replacement of the Crash Zone Sensor is not covered by this bulletin.



Figure 5

16. Make the old Crash Zone Sensor unusable by breaking its electrical connector.

PARTS INFORMATION

DESCRIPTION	PART #	QUANTITY
Crash Zone Sensor Kit (Includes sensor and 2 nuts)	98581 – ZL35C	1

CLAIMS INFORMATION

Submit a “CM” line claim using the following claims coding:

“CM” I.D.: R0807

DESCRIPTION	OP CODE	FRT
Replace Crash Zone Sensor	R08070	0.3 hrs.

OWNER'S LETTER

Dear Nissan [Frontier/Xterra/Pathfinder] owner:

This notice is sent to you in accordance with the requirements of the National Traffic and Motor Vehicle Safety Act. Nissan has decided that a defect which relates to motor vehicle safety exists in some 2005-2009 [Frontier/Xterra/Pathfinder] vehicles. Our records indicate that you own the Nissan vehicle identified by the Vehicle Identification Number on the cover of this notice.

Reason for Recall

In those areas of the country which use heavy concentrations of road salt in the winter ("Salt States"), a mixture of snow/water and salt can enter into the front crash zone sensor (CZS) housing during continuous driving. As a result, corrosion can occur and the CZS may internally rust resulting in a signal interruption. If this happens, the red air bag warning light will illuminate to alert the vehicle operator. This could result in the driver and passenger front air bags not inflating in a crash.

Below are states that regularly use road salt in winter:

Connecticut	Maine	New Hampshire	Vermont
Delaware	Maryland	New Jersey	West Virginia
District of Columbia	Massachusetts	New York	Wisconsin
Illinois	Michigan	Ohio	
Indiana	Minnesota	Pennsylvania	
Iowa	Missouri	Rhode Island	

According to our records, your vehicle is currently registered in one of these states.

What Nissan Will Do

Your Nissan dealer will replace the CZS with a new, more robust sensor. This service, free for parts and labor, can take up to 1 hour to complete, but your Nissan dealer may require your vehicle for a longer period of time based upon their work schedule, or parts availability.

What You Should Do

Contact your Nissan dealer at your earliest convenience in order to arrange an appointment to have your CZS replaced. Please bring this notice with you to your service appointment. Instructions have been sent to your Nissan dealer.

If the red air bag warning light in your vehicle comes on and remains continuously illuminated, please take your vehicle to the dealership as soon as possible. If the dealer fails, or is unable to make the necessary repairs free of charge, you may contact the National Consumer Affairs Department, Nissan North America, Inc., P.O. Box 685003, Franklin, TN 37068-5003. The toll free number is 1-800-NISSAN1 (1-800-647-7261). You may also contact the Administrator, National Highway Traffic Safety Administration, 1200 New Jersey Avenue, SE., Washington, DC 20590; or call the toll-free Vehicle Safety Hotline at 1-888-327-4236 (TTY: 1-800-424-9153); or go to <http://www.safercar.gov>.

Federal law requires that any vehicle lessor receiving this recall notice must forward a copy of this notice to the lessee within ten days.

Thank you for your cooperation. We are indeed sorry for any inconvenience this may cause you.