



SERVICE BULLETIN

Classification: EL03-043f	Reference: NTB04-049f	Date: October 9, 2008
------------------------------	--------------------------	--------------------------

TRAILER LIGHT WIRING

**This bulletin has been amended. The Applied Vehicles have been updated.
Please discard all previous versions of this bulletin.**

- APPLIED VEHICLES:**
- 2003 – 2008 350Z (Z33), except convertible
 - 2003 – 2006 Altima (L31)
 - 2007 – 2009 Altima (L32, CL32 and L32HV)
 - 2003 Maxima (A33)
 - 2004 – 2008 Maxima (A34)
 - 2009 – Maxima (A35)
 - 2004 – 2009 Quest (V42) w/o factory equipped tow harness
 - 2003 – 2006 Sentra (B15)
 - 2007 – 2009 Sentra (B16)
 - 2008 - 2009 Rogue (S35) w/o factory equipped tow harness

SERVICE INFORMATION

NOTE: This bulletin provides information to be shared with all affected customers.

- This TSB contains the appropriate hookup points for connecting a trailer light wiring harness to the towing vehicle’s electrical system.
- The wiring diagrams contained in this bulletin are for Nissan vehicles that have trailer towing capability (see the owners manual) but do not have a Genuine Nissan accessory towing kit (with wiring) available.
- When splicing into the vehicle electrical system, a power-type module/converter must be used to provide power for all trailer lighting. A power-type module/converter uses the vehicle battery as a direct power source for all trailer lights while using the vehicle taillight, stoplight, and turn signal circuits only as a signal source. (See the illustration on the next page.) **The module/converter must draw no more than 5 milliamps from the vehicle turn signal circuits and no more than 15 milliamps from the stop and tail light circuits.**

CAUTION: Using a module/converter that exceeds these power requirements listed above may negatively affect the performance and function of the vehicle's electrical system.

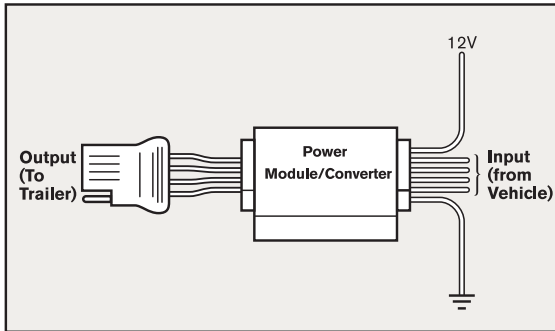
See a professional trailer dealer or trailer rental agency for installation of the proper equipment.

Customers who inquire about towing should be reminded of the following:

- Always check for correct operation of the turn signals, stoplights, and taillights every time a trailer is hitched up for towing.
- The towing capacity for 350Z (Coupe Only), Rogue, Altima, Maxima, and Sentra is 1,000 lbs.

For more information, refer customers to the Owner’s Manual as well as the Nissan Towing Guide, available online at NissanUSA.com.

POWER MODULE / CONVERTER



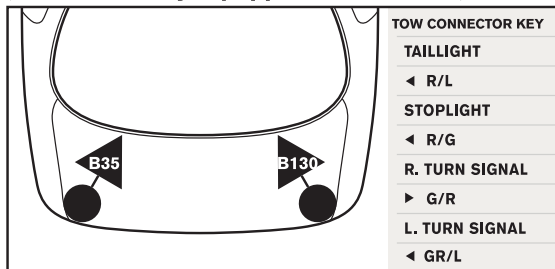
CAUTION: Do NOT connect the trailer wiring directly to the vehicle wiring. Splice the Input side of the Power Module/Converter into the vehicle wiring ONLY. See the below illustrations for the splicing locations.

KEY TO WIRING

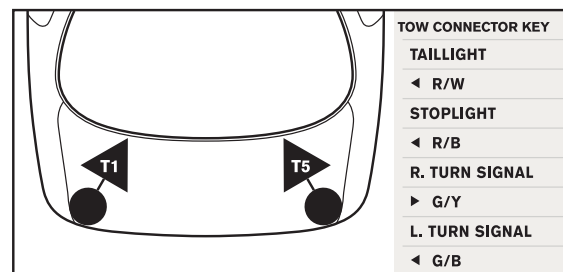
LIGHT CONNECTORS ¹		COLOR CODE FOR WIRING ²	
▶	RIGHT COMBINATION LIGHT CONNECTOR	YELLOW	Y
◀	LEFT COMBINATION LIGHT CONNECTOR	BROWN	BR
		BLACK	B
		BLUE	L
		WHITE	W
		LIGHT GREEN	LG
		RED	R
		PINK	P
		GREEN	G
		GRAY	GR
		PURPLE PU or V (violet)	
		ORANGE OR or O	
		Base color/stripe color	

- For reference, connector numbers correspond to service manual wiring diagrams.
- Wire and sensor colors subject to change.

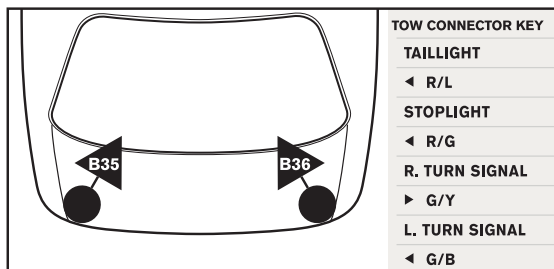
2004 - 2009 QUEST (without factory-equipped tow harness)



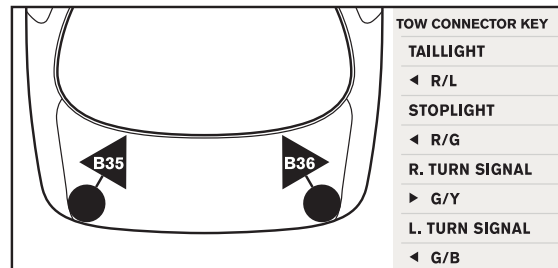
2003 MAXIMA



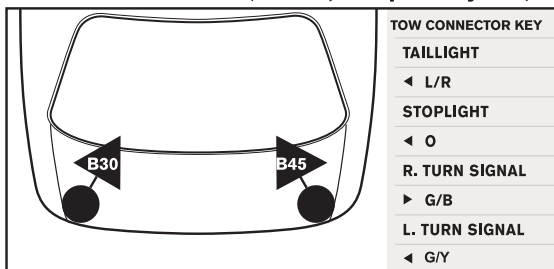
2003 - 2006 ALTIMA



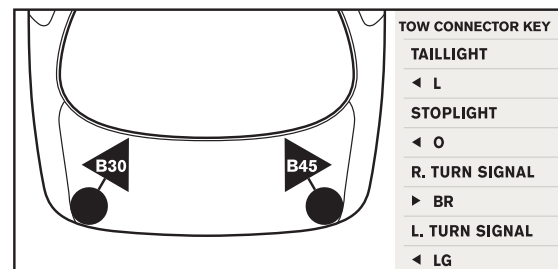
2004 - 2008 MAXIMA



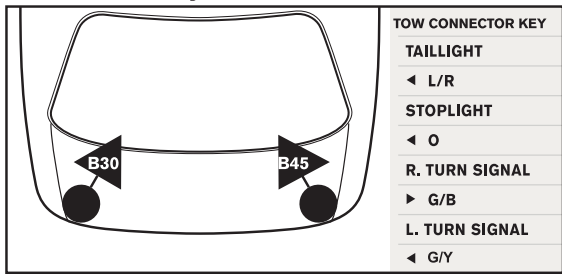
2007 - 2008 ALTIMA (Sedan, Coupe & Hybrid)



2009 MAXIMA

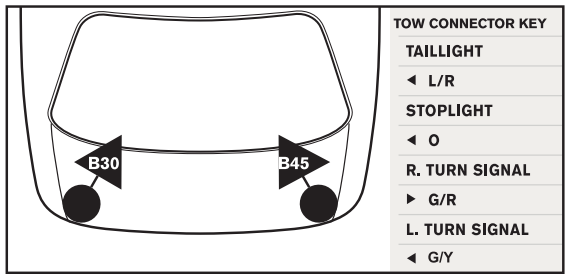


2009 ALTIMA Hybrid



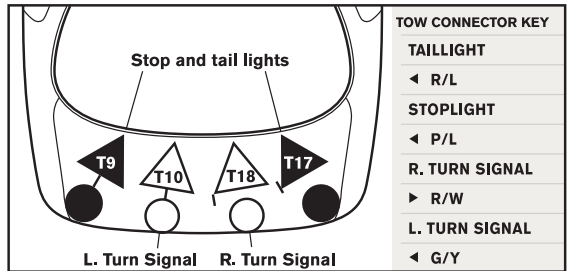
TOW CONNECTOR KEY
TAILLIGHT
◀ L/R
STOPLIGHT
◀ O
R. TURN SIGNAL
▶ G/B
L. TURN SIGNAL
◀ G/Y

2009 ALTIMA Sedan and Coupe



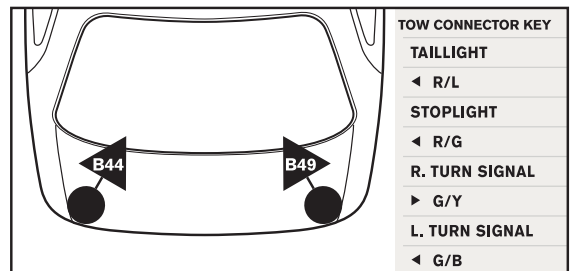
TOW CONNECTOR KEY
TAILLIGHT
◀ L/R
STOPLIGHT
◀ O
R. TURN SIGNAL
▶ G/R
L. TURN SIGNAL
◀ G/Y

2003 - 2005 350Z Coupe only



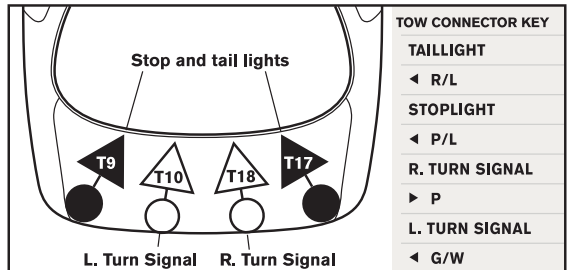
TOW CONNECTOR KEY
TAILLIGHT
◀ R/L
STOPLIGHT
◀ P/L
R. TURN SIGNAL
▶ R/W
L. TURN SIGNAL
◀ G/Y

2003 - 2006 SENTRA



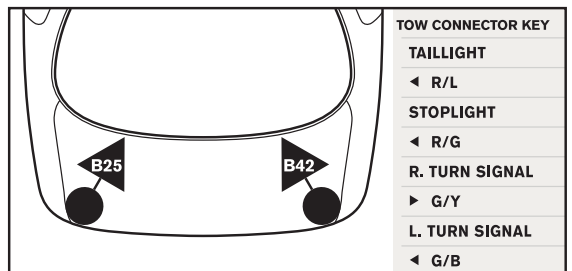
TOW CONNECTOR KEY
TAILLIGHT
◀ R/L
STOPLIGHT
◀ R/G
R. TURN SIGNAL
▶ G/Y
L. TURN SIGNAL
◀ G/B

2006 350Z Coupe only



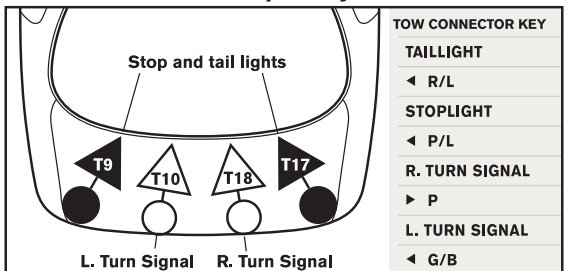
TOW CONNECTOR KEY
TAILLIGHT
◀ R/L
STOPLIGHT
◀ P/L
R. TURN SIGNAL
▶ P
L. TURN SIGNAL
◀ G/W

2007 - 2009 SENTRA



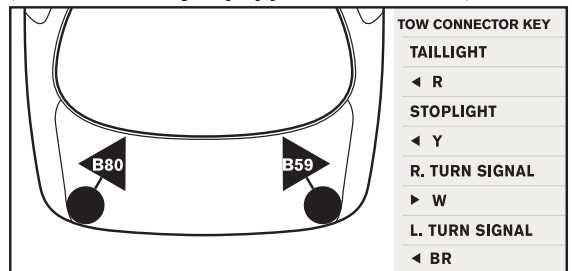
TOW CONNECTOR KEY
TAILLIGHT
◀ R/L
STOPLIGHT
◀ R/G
R. TURN SIGNAL
▶ G/Y
L. TURN SIGNAL
◀ G/B

2007 - 2008 350Z Coupe only



TOW CONNECTOR KEY
TAILLIGHT
◀ R/L
STOPLIGHT
◀ P/L
R. TURN SIGNAL
▶ P
L. TURN SIGNAL
◀ G/B

**2008 - 2009 ROGUE
(without factory-equipped tow harness)**



TOW CONNECTOR KEY
TAILLIGHT
◀ R
STOPLIGHT
◀ Y
R. TURN SIGNAL
▶ W
L. TURN SIGNAL
◀ BR